

Dog Information












Bathilda NAME	Female SEX
German Shepherd Dog GENETIC BREED	May 21st, 2018 DATE OF BIRTH
n/a REGISTRATION	n/a MICROCHIP

KIMBERLY A BROWN
OWNER NAME

Canine Genetic Health Screen
TEST

November 29th, 2020
TEST DATE

BREED HEALTH TESTS

DISEASE	GENE	GENOTYPE	RESULT	
Canine Leukocyte Adhesion Deficiency Type III, CLADIII	FERMT3	NN	Clear	
Degenerative Myelopathy, DM	SOD1	GG	Clear	
Factor VIII Deficiency, Hemophilia A	F8 Exon 1	GG	Clear	
Factor VIII Deficiency, Hemophilia A	F8 Exon 11	GG	Clear	
Hyperuricosuria and Hyperuricemia or Urolithiasis, HUU	SLC2A9 (Exon 5)	CC	Clear	
MDR1 Drug Sensitivity	ABCB1	NN	Clear	
Mucopolysaccharidosis Type VII, Sly Syndrome, MPS VII	GUSB	GG	Clear	
Achromatopsia	CNGA3 (Exon 7 SNP)	CC	Clear	
Platelet factor X receptor deficiency, Scott Syndrome	TMEM16F	GG	Clear	
Renal Cystadenocarcinoma and Nodular Dermatofibrosis, RCND	FLCN	GG	Clear	
X-linked Ectodermal Dysplasia, Anhidrotic Ectodermal Dysplasia	EDA	GG	Clear	

Dog Information

Bathilda
NAME

INBREEDING AND DIVERSITY

Genetic Diversity	RESULT
Coefficient Of Inbreeding	40%
MHC Class II - DLA DRB1	No Diversity
MHC Class II - DLA DQA1 and DQB1	No Diversity

Dog Information ✦

Bathilda
NAME

TRAIT TESTS (1/2)

Coat Color		RESULT
E Locus (MC1R)	Can have a melanistic mask	E ^m E ^m
K Locus (CBD103)	More likely to have a patterned haircoat	k ^y k ^y
Intensity Loci LINKAGE	Any light hair likely yellow or tan	Intermediate Red Pigmentation
A Locus (ASIP)	Black/Brown and tan coat color pattern	a ^t a ^t
D Locus (MLPH)	Dark areas of hair and skin are not lightened	DD
Cocoa (HPS3)	No co alleles, not expressed	NN
B Locus (TYRP1)	Black or gray hair and skin	BB
Saddle Tan (RALY)	Likely saddle tan patterned	NN
S Locus (MITF)	Likely to have little to no white in coat	SS
M Locus (PMEL)	No merle alleles	mm
R Locus (USH2A) LINKAGE	Likely no impact on coat pattern	rr
H Locus (Harlequin)	No harlequin alleles	hh
Other Coat Traits		RESULT
Furnishings (RSPO2) LINKAGE	Likely unfurnished (no mustache, beard, and/or eyebrows)	II
Coat Length (FGF5)	Likely short or mid-length coat	GT
Shedding (MC5R)	Likely heavy/seasonal shedding	CC
Hairlessness (FOXI3) LINKAGE	Very unlikely to be hairless	NN

Dog Information ✦

Bathilda
NAME

TRAIT TESTS (2/2)

Body Size		RESULT
Body Size (IGF1)	Larger	NN
Body Size (IGFR1)	Larger	GG
Body Size (STC2)	Intermediate	TA
Body Size (GHR - E191K)	Larger	GG
Body Size (GHR - P177L)	Larger	CC

Performance		RESULT
Altitude Adaptation (EPAS1)	Normal altitude tolerance	GG
Appetite (POMC) LINKAGE	Normal food motivation	NN